

Census 2011 Briefing Note: HEALTH and DISABILITY IN SOMERSET

1. Introduction

On 11 December 2012, the Office for National Statistics (ONS) began the release of the second phase of results ('Key Statistics', at local authority level) from the national census carried out on 27 March 2011. Statistics for lower level geographies (e.g. electoral wards and LSOAs) followed on 30 January 2013. This briefing note looks at self-reported health and disability of Somerset residents.

2. Key Messages

- 5.1% of the Somerset population (26,945 people) described their health as bad or very bad. This is in line with the South West average and slightly below the figure for England and Wales (5.6%).
- Just under 100,000 people in Somerset (18.8% of the population) said they had a long-term condition or disability which limited their day-to-day activities a lot or a little.
- Almost 41,000 of them were aged 16-64 (12.7% of that age group in Somerset). The proportion is on a par with both regional and national averages.
- Those in West Somerset are more likely than anywhere else in the county to consider their health bad or very bad, or to have a limiting disability or condition. This is unsurprising given the district's high proportion of elderly people.
- Even amongst the 16-64 age group, the proportion for West Somerset is the highest in Somerset.
- Almost 1 in 3 people in Minehead North ward said their activities were limited in this way and the same ward had the fewest percentage of residents in very good health (35%) in Somerset.
- Wards with the healthiest residents tended to be those with high concentrations of armed forces (such as Yeovilton) and major new housing developments (such as Taunton's Nerrols Farm and Yeovil's Houndstone).
- 13,317 working-age residents (3.5% of those aged 16-74) described themselves as economically inactive because of long-term sickness or disability. Proportions were much higher in parts of Highbridge, Taunton and central Glastonbury.
- Long-term illness or disability accounted for 12% of all economically inactive 16-74 year-olds, down from 13.5% in 2001.
- There are nearly 9,000 households (3.9% of all households in Somerset) containing at least one adult with a long-term disability or health condition and dependent children.
- Bridgwater's Sydenham and Hamp areas contained notable concentrations of such households.
- At 14.7 per 1000 usual residents, Taunton Deane had one of the highest proportions in the country of people living in a medical or care communal establishment.
- Taunton Deane was unlike most other local authorities in that most of those living in a medical or care establishment were in a private care home with nursing.

3. Key Statistics

Table 1: Health of Somerset residents

Health	2011 %	2011 Number
Total Population	100.0	529,972
Very good	45.6	241,500
Good	35.3	187,101
Fair	14.0	74,426
Bad	4.0	21,227
Very bad	1.1	5,718

Note: In 2001, the options were different

Figure 1: Health Profile by District, 2011 Census

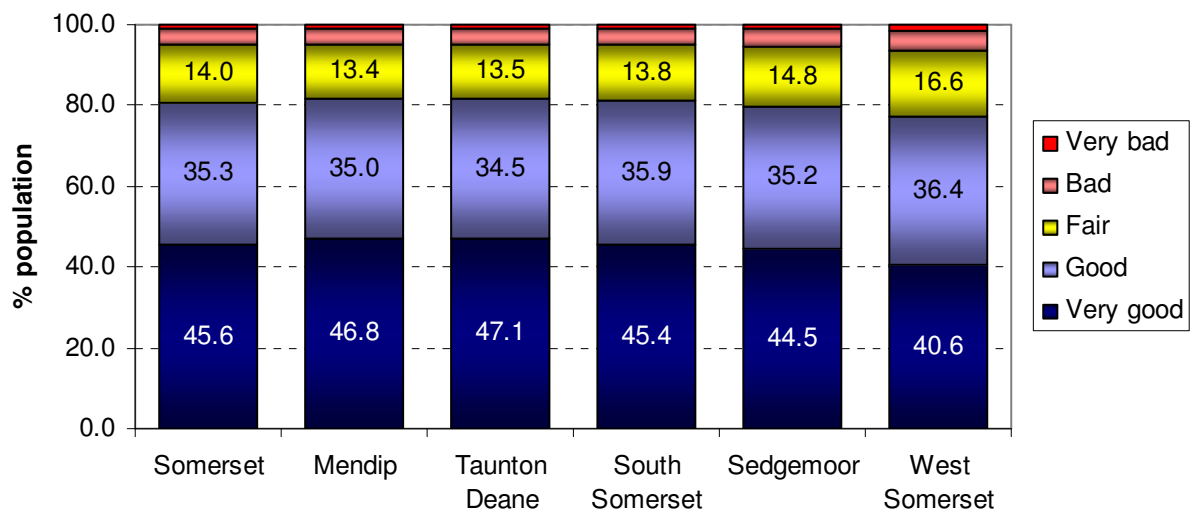


Table 2: Disability of Somerset residents – All

Limiting day-to-day activities	2011 % ALL	2011 Number ALL	2011 % 16-64s	2011 Number 16-64s
Total Population	100.0	529,972	100.0	323,722
Limited a lot	8.3	43,988	5.2	16,901
Limited a little	10.5	55,676	7.4	24,038
Not limited	81.2	430,308	87.4	282,783

Figure 2: Disability Profile by District, 2011 Census (All ages)

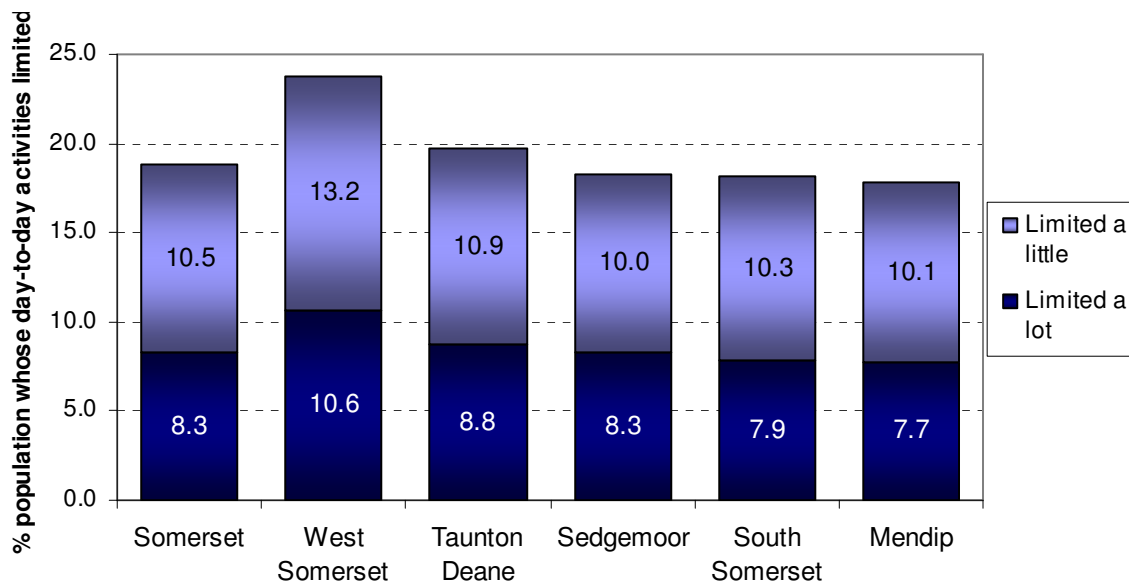
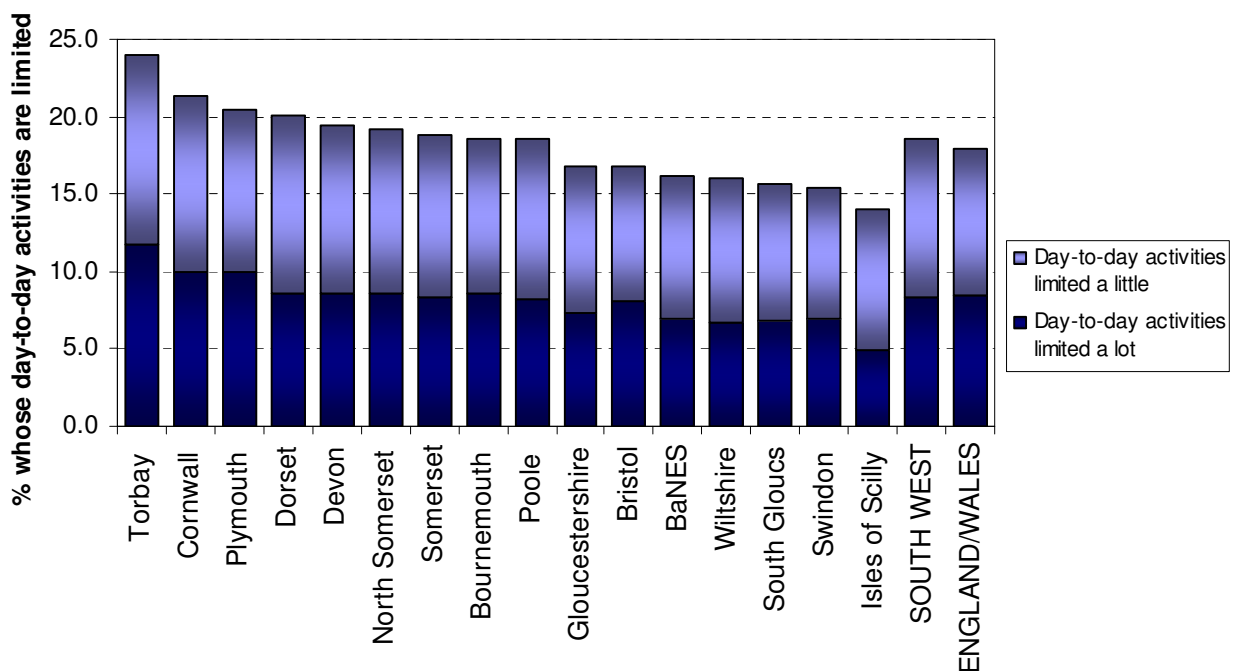
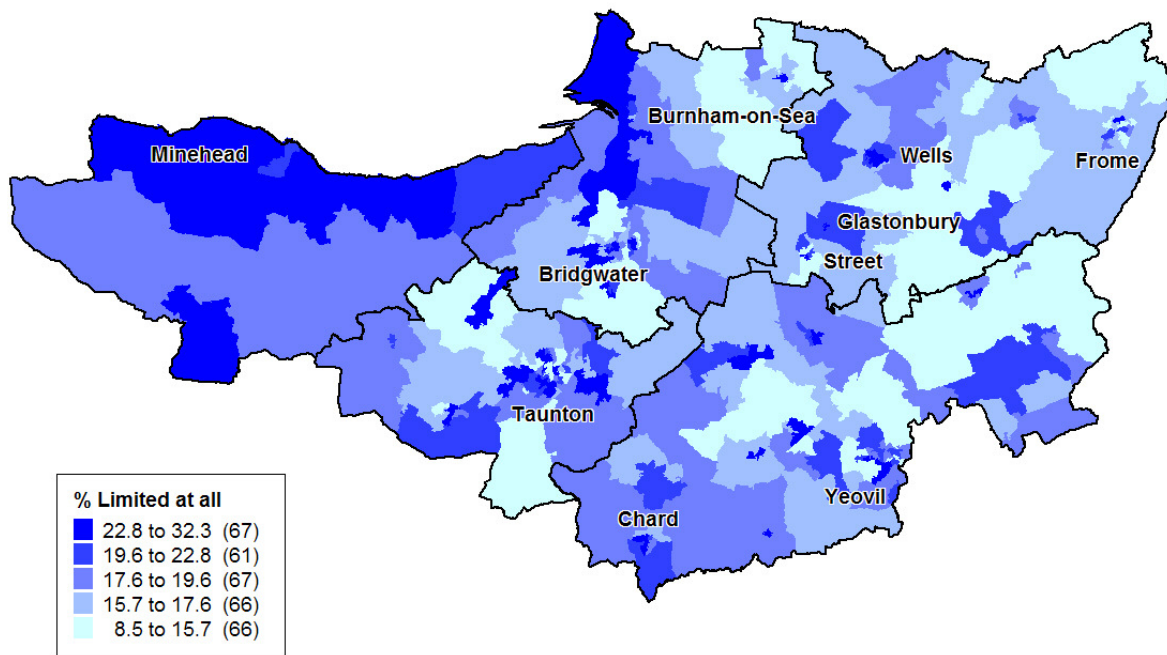


Figure 3: Comparison of Disability in the South West, 2011 Census



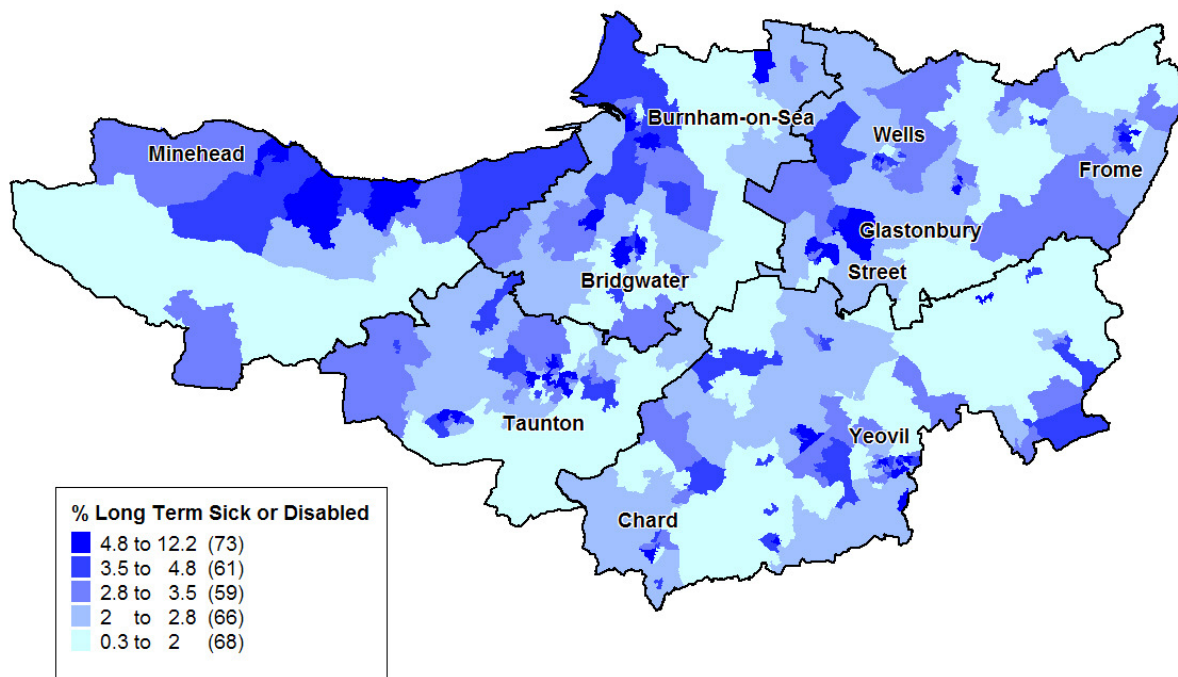
Somerset is close to the regional average in terms of limited day-to-day activities and ranks 7th out of 16 local authorities in the South West. Torbay, Cornwall and Torbay are the only areas in the region where at least one in ten residents say their day-to-day activities are limited a lot.

Figure 4: Map showing relative concentrations of residents whose day-to-day activities are limited at all (by LSOA), 2011 Census



© Crown Copyright. All right reserved. 100038382. Somerset County Council (2013)

Figure 5: Map showing relative concentrations of residents aged 16-74 who are unemployed because of disability or long-term ill-health (by LSOA), 2011 Census



© Crown Copyright. All right reserved. 100038382. Somerset County Council (2013)

4. Further Information

Somerset Intelligence Network (SINe) – Census 2011:

www.sine.org.uk/census2011

The Office for National Statistics (ONS) – Census 2011:

<http://www.ons.gov.uk/ons/guide-method/census/2011/index.html>

Mike Smith

Partnership Intelligence Unit

MJSmith@somerset.gov.uk

01823 355589