

Economic Factsheet: Occupation and Earnings

January 2015



Occupational structure (Sept 2014)

% of all people in employment by occupation (Green = higher than UK, Red = lower than UK, Amber = Equal to UK)

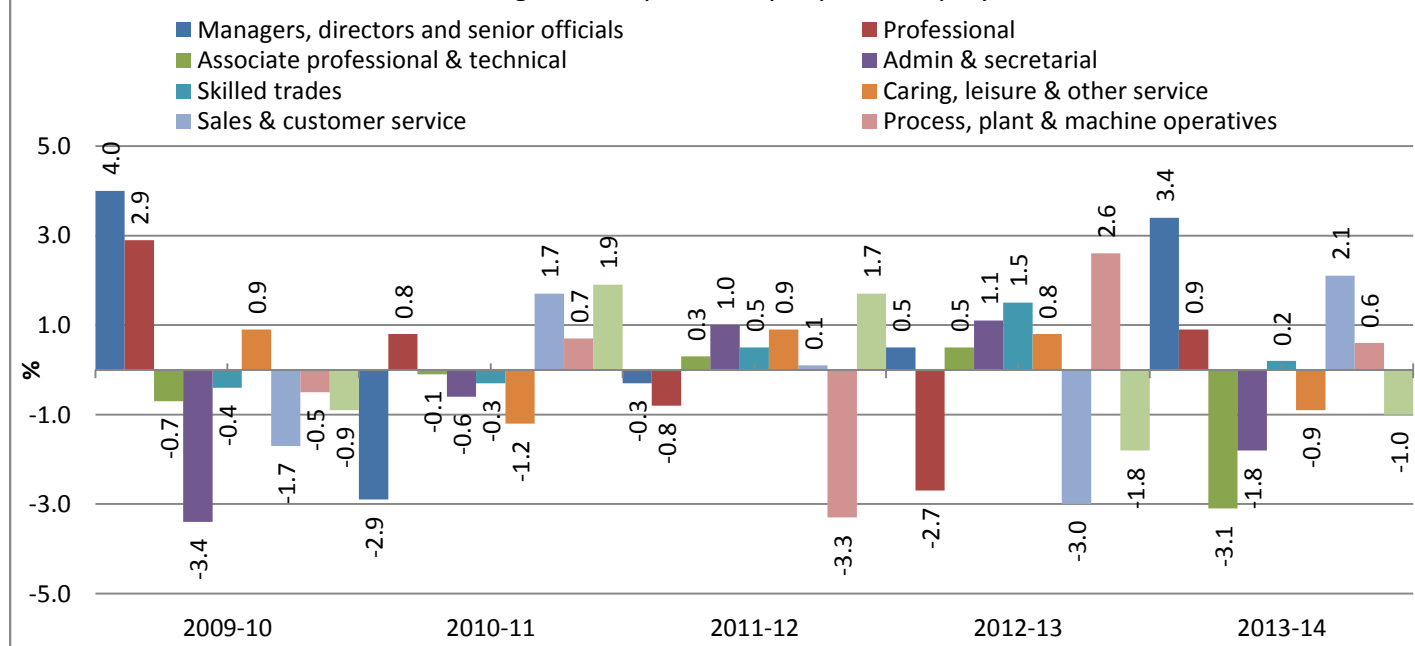
Area	Managers, directors and senior officials	Professional	Associate professional & technical	Admin & secretarial	Skilled trades	Caring, leisure & other service	Sales & customer service	Process, plant & machine operatives	Elementary occupations
Somerset	13.1	14.8	9.8	9.0	15.0	10.8	8.6	7.7	11.0
Mendip	13.5	18.1	9.9	5.4	15.4	11.6	4.9	9.1	12.2
Sedgemoor	17.0	16.2	6.5	9.3	16.2	3.5	8.2	11.3	11.7
South Somerset	12.7	14.1	9.8	4.9	12.3	15.1	9.5	8.0	13.2
Taunton Deane	9.6	14.5	14.6	15.9	13.8	9.6	11.4	3.2	7.3
West Somerset	12.5	N/A	N/A	16.2	29.5	17.0	7.0	N/A	N/A
Heart of the South West LEP	11.2	17.4	11.5	9.4	13.2	10.6	8.2	6.2	11.9
UK	10.2	19.9	14.0	10.7	10.8	9.1	7.8	6.2	10.7

Source: Annual Population Survey, NOMIS 2015 (*Some data unavailable due to small sample size)

The largest occupation groups in Somerset are skilled trades (15%) and professional roles (14.8%), compared to 10.8% and 19.9% respectively at a national level. Managers, directors and senior officials are well represented in all Somerset districts except Taunton Deane compared to the UK as a whole. The proportion of people employed in these senior occupations in Somerset increased by 3.4% between 2013 and 2014. Sales & customer service occupations showed an increase (2.1%) over the same period.

Change in Somerset's Occupational Structure

% annual change in occupation of people in employment



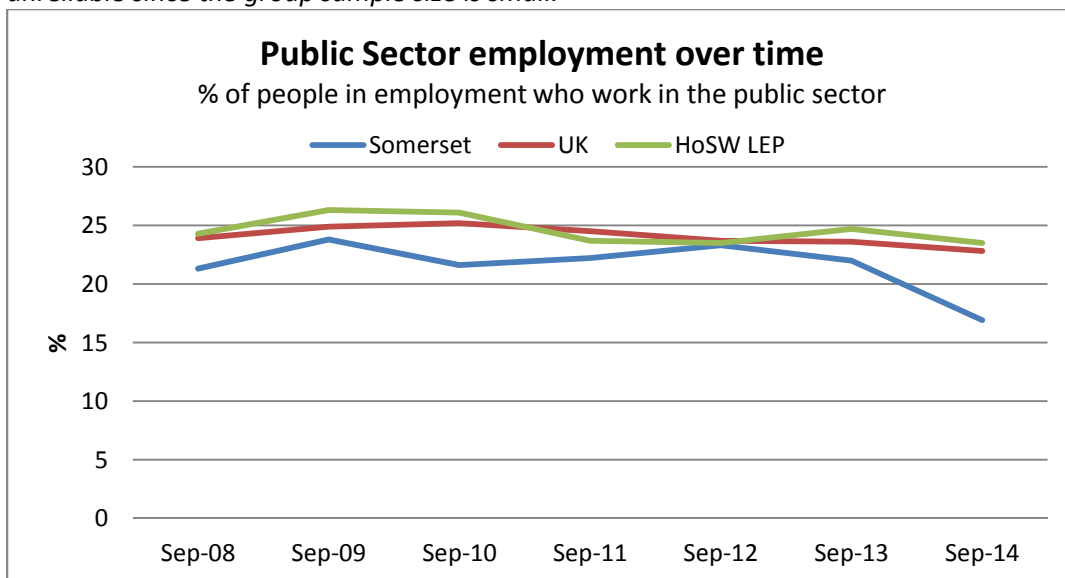
Source: Annual Population Survey, NOMIS 2015. Graph uses annual data.

Public sector employment (Sept 2014)

% of people in employment who work in the public sector

Area	% Public Sector Sept 2008	% Public Sector Sept 2014	Change 2008-2014
Somerset	21.3	16.9	-4.4
Mendip	20.4	15.3	-5.1
Sedgemoor	17.8	17.9	0.1
South Somerset	19.8	14.8	-5.0
Taunton Deane	28.9	22.1	-6.8
West Somerset	16.9	9.4	-7.5
Heart of the South West LEP	24.3	23.5	-0.8
UK	23.9	22.8	-1.1

Source: Annual Population Survey, NOMIS 2015. *Estimate and confidence interval unreliable since the group sample size is small.



Source: Annual Population Survey, NOMIS 2015

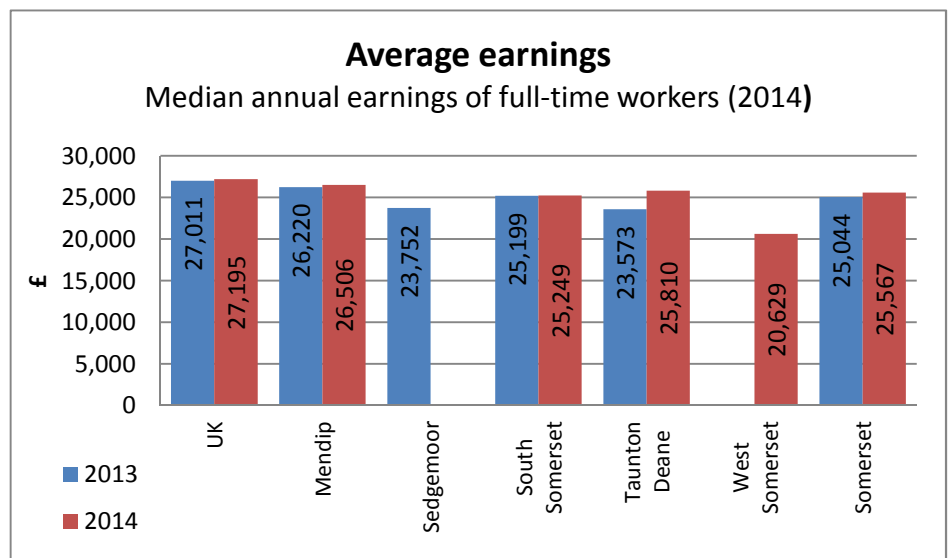
Somerset has a smaller proportion of people employed in the public sector than the UK and Heart of the South West area; 16.9% compared to 22.8% and 23.5% respectively.

Within the County there is a particular concentration of public sector employment in Taunton Deane (22.1%).

Public sector employment in Somerset peaked at 23.8% of the workforce in 2009. Since then, the number of people employed in the public sector in the County has decreased from 59,200 to 41,900.

Earnings (2014)

Average earnings in Somerset consistently lag behind the UK level. Mendip has the highest median earnings in the County (£26,506), an increase of 1.1% over the year. West Somerset has the lowest (£20,629) median earnings. Taunton Deane had the highest annual increase of 9.5% (£25,810). NB: The median is the value below which 50% of employees' earnings fall.



Source: Annual Survey of Hours and Earnings (ASHE), NOMIS 2014 (updated annually). Figures are not available for Sedgemoor (2014) and West Somerset (2013) due to statistical unreliability. ASHE data is not produced for LEP areas.