

Economic Factsheet: Occupation and Earnings

September 2017



Occupational structure (March 2017)

% of all people in employment by occupation (Green = higher than UK, Red = lower than UK, Amber = Equal to UK)

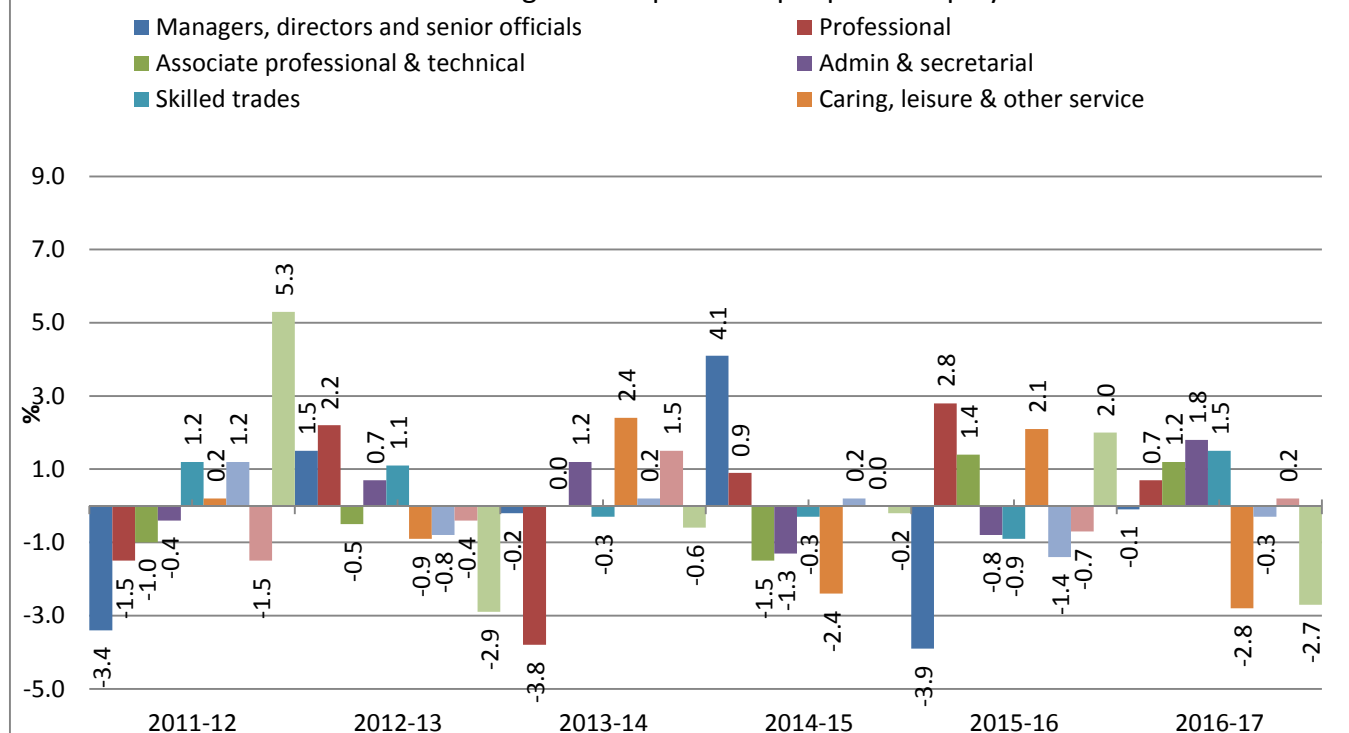
Area	Managers, directors and senior officials	Professional	Associate professional & technical	Admin & secretarial	Skilled trades	Caring, leisure & other service	Sales & customer service	Process, plant & machine operatives	Elementary occupations
Somerset	10.0	18.1	12.7	10.4	14.6	9.1	7.1	6.7	10.8
Mendip	8.9	20.2	11.1	11.3	20.0	10.5	5.3	7.1	5.5
Sedgemoor	12.2	14.0	11.7	15.5	12.8	5.9	7.5	5.8	13.5
South Somerset	9.1	17.7	15.3	8.0	15.3	9.5	7.1	7.5	10.5
Taunton Deane	9.2	19.2	12.9	10.0	10.6	11.9	6.9	6.4	11.9
West Somerset	13.7	24.1	7.4	*	13.6	4.9	11.6	5.4	17.5
Heart of the South West LEP	10.7	17.4	13.6	9.8	13.3	9.5	7.7	6.5	11.2
UK	10.6	20.3	14.1	10.3	10.5	9.2	7.6	6.4	10.7

Source: Annual Population Survey, NOMIS 2017 (*Some data unavailable due to small sample size)

The largest occupation group in Somerset are professional roles (18.1%), compared to 20.3% at a national level. Skilled trades are the next strongest group with 14.6%. West Somerset had the highest proportion employed within Managers, directors and senior official sector with 13.7%. 20.2% of all people in employment in Mendip are employed within the professional sector.

Change in Somerset's Occupational Structure

% annual change in occupation of people in employment



Source: Annual Population Survey, NOMIS 2017. Graph uses annual data.

For further information contact JGilgrist@somerset.gov.uk or rbudd@somerset.gov.uk ~ Report updated quarterly

Public sector employment (March 2017)

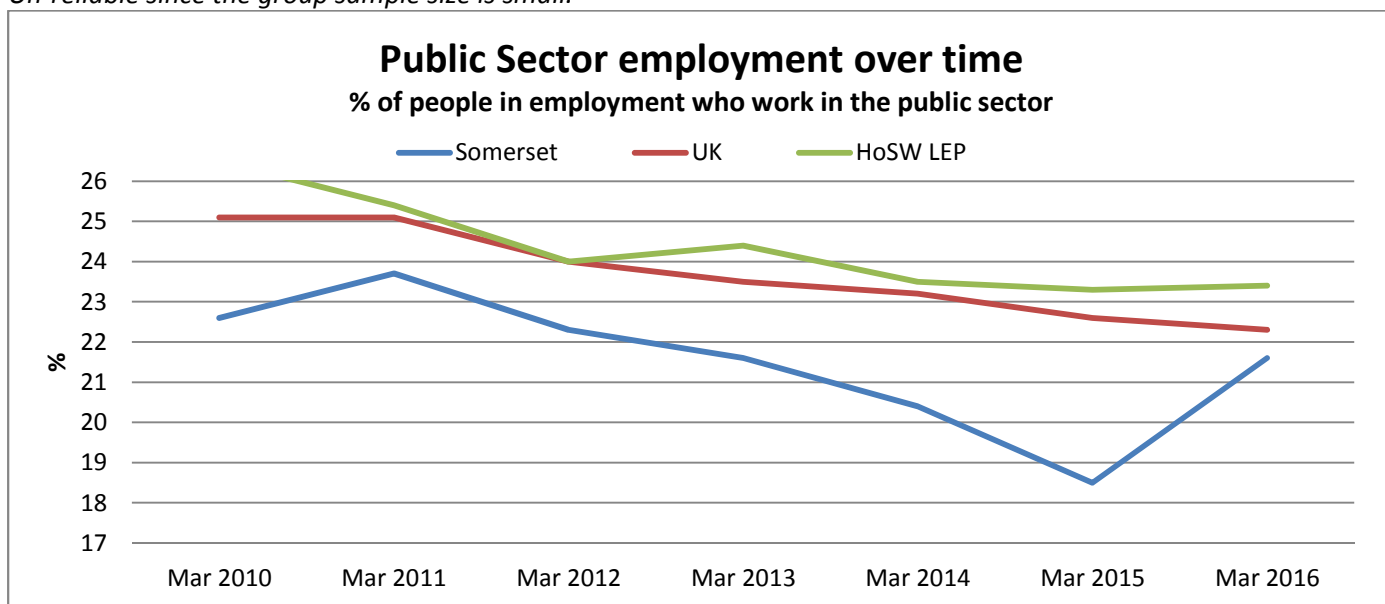
% of people in employment who work in the public sector

Area	% Public Sector March 2010	% Public Sector March 2017	Change 2010-2017
Somerset	22.6	21.0	-1.6
Mendip	11.0	17.4	6.4
Sedgemoor	27.7	15.9	-11.8
South Somerset	19.2	24.1	4.9
Taunton Deane	33.8	26.5	-7.3
West Somerset	22.1	16.9	-5.2
Heart of the South West LEP	26.5	22.3	-4.2
UK	25.1	21.8	-3.3

Somerset has a smaller proportion of people employed in the public sector than the Heart of the South West area; 21% compared to 22.3%.

Within the County there is a particular concentration of public sector employment in Taunton Deane (26.9%)

Source: Annual Population Survey, NOMIS 2017. *Estimate and confidence interval Un-reliable since the group sample size is small.

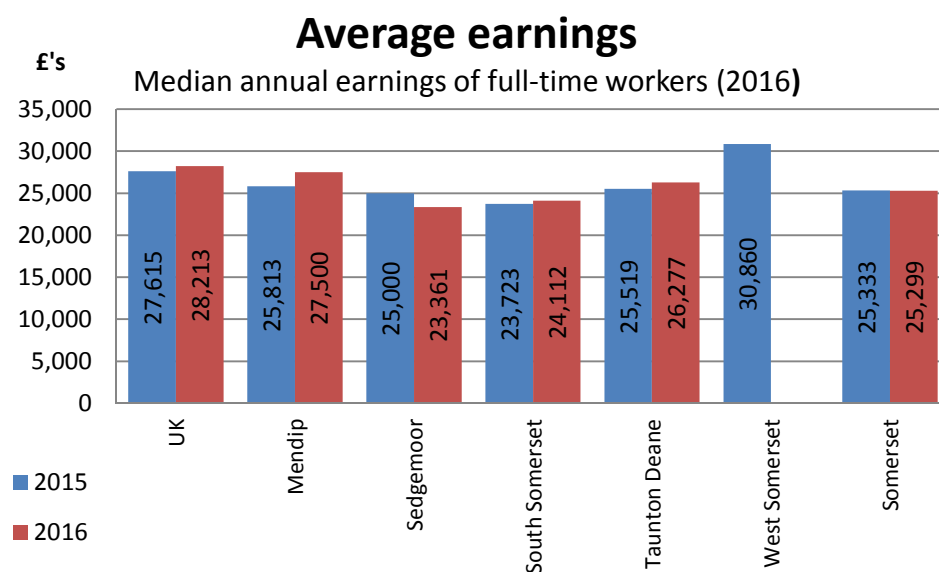


Source: Annual Population Survey, NOMIS 2017

Earnings (2016)

Average earnings in Somerset consistently lag behind the UK level. However, Sedgemoor has the lowest with £23,361 median earnings. Sedgemoor was the only district in Somerset which had a fall in average earnings over the year.

NB: The median is the value below which 50% of employees' earnings fall.



Source: Annual Survey of Hours and Earnings (ASHE), NOMIS 2016 (updated annually). Figures are not available for West Somerset (2016) due to statistical unreliability. ASHE data is not produced for LEP areas.