

# Economic Factsheet: Skills April 2015



## Qualifications (December 2014)

% of residents aged 16-64

Area	% with NVQ 4+		% with no qualifications	
	2014	Change (Dec 2009-2014)	2014	Change (2009-2014)
Somerset	33.3	6.8	5.8	-2.6
Mendip	41.8	18.7	4.9	-7.5
Sedgemoor	29.1	0.6	5.4	-2.9
South Somerset	27.5	1.0	5.7	-1.6
Taunton Deane	43.1	13.7	4.2	-2.3
West Somerset	14.0	-6.7	17.4	10.0
Heart of the South West LEP	33.6	6.2	5.4	-2.9
UK	35.8	6.1	9.0	-3.6

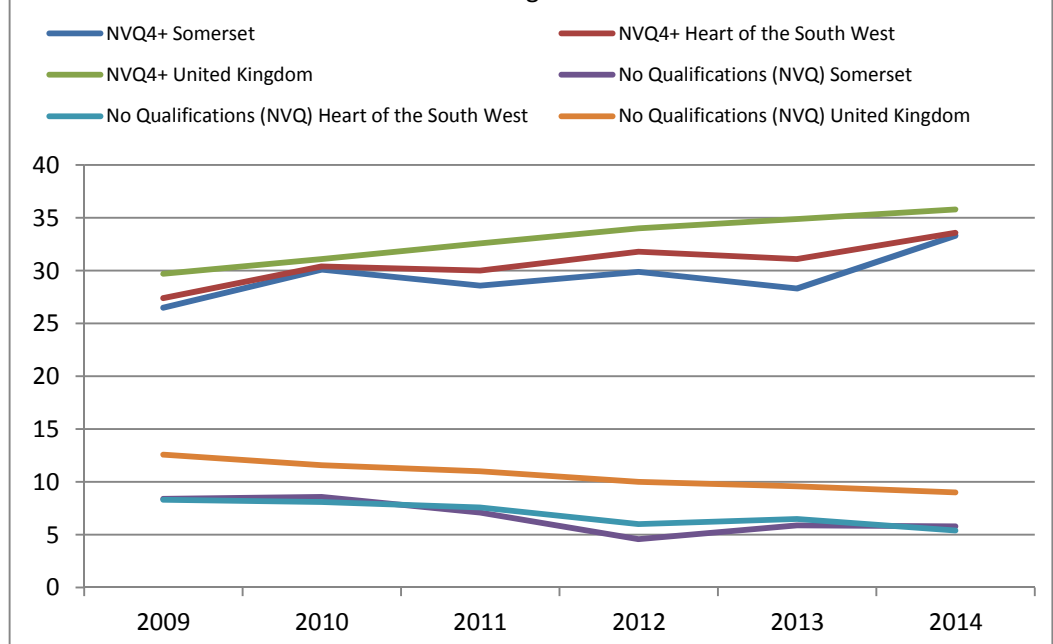
Somerset has a lower proportion of residents aged 16-64 qualified to NVQ4 or above than nationally (33.3% compared with 35.8%). This proportion has increased by 6.8% between 2009 and 2014. Within the County, Taunton Deane has the highest proportion of residents qualified to NVQ4+ (43.1%) and West Somerset has the lowest (14%).

Source: Annual Population Survey, NOMIS 2015.

5.8% of Somerset residents aged 16-64 have no qualifications, a higher proportion than the Heart of the South West LEP area (5.4%) and less than the nationally (9%). Within Somerset, West Somerset has the highest proportion of residents with no qualifications (17.4%) and Taunton Deane has the lowest (4.2%).

### Qualification levels over time

% of residents aged 16-64



Source: Annual Population Survey, NOMIS 2015

## Job-related training (Dec 2014)

% in employment who have recently received job-related training

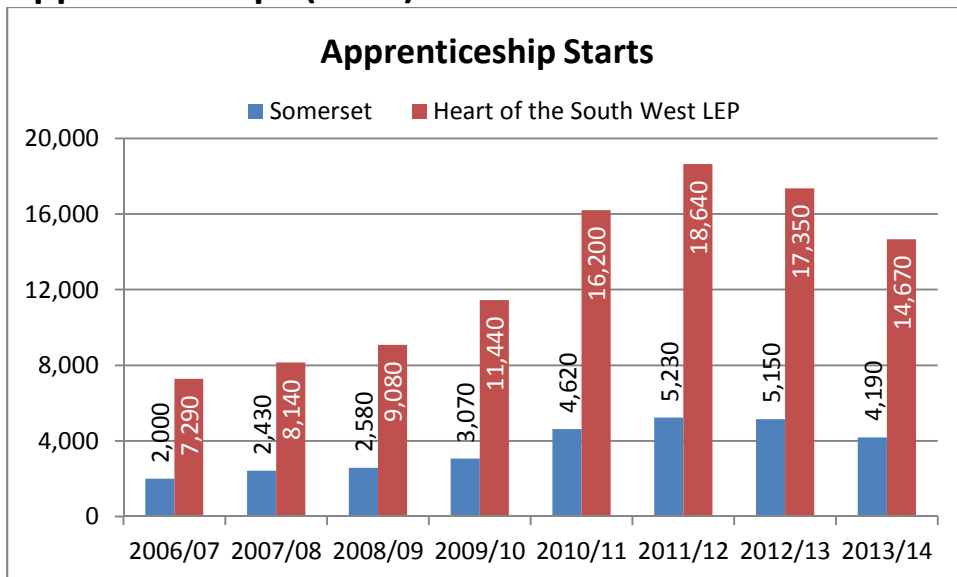
Area	Last 4 weeks		Last 13 weeks	
	2014	Change (2013-2014)	2014	Change (2013-2014)
Somerset	9.6	-0.7	16.8	-0.9
HoSW LEP	10.2	0.3	19	-0.1
UK	9.6	0.0	19	0.0

9.6% of employed people in Somerset have participated in job-related training in the last 4 weeks, compared to 10.2% across the LEP area.

Source: Annual Population Survey, NOMIS 2015

Report updated annually

# Apprenticeships (2014)

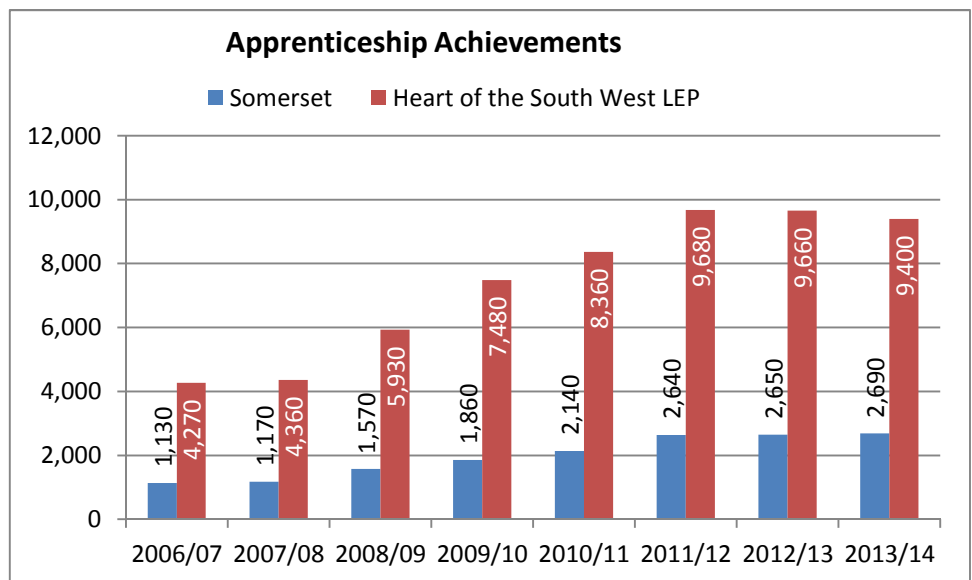


The number of apprenticeships being undertaken across Somerset, England and the Heart of the South West LEP area has dropped. In 2013/14, 4190 apprenticeships were started in Somerset; a decrease of 18.6% on the previous year. Somerset had a larger decrease than England and the Heart of South West LEP area with 13.8% and 15.4% respectively.

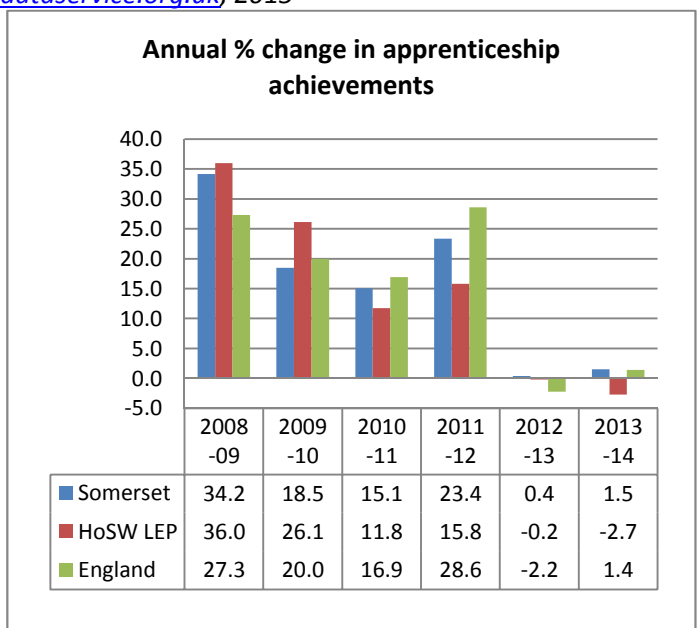
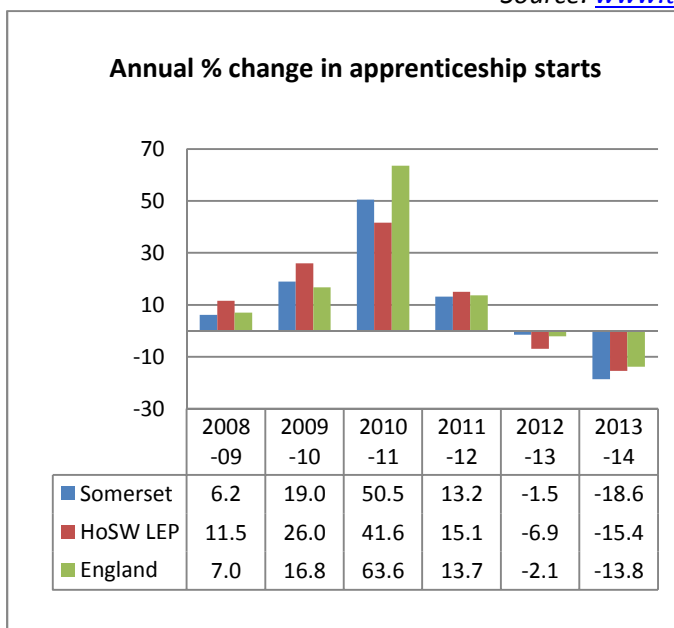
Source: [www.thedataservice.org.uk](http://www.thedataservice.org.uk), 2015

The number of apprenticeship achievements has slowed in recent years. In 2013/2014, 2,690 apprenticeship achievements (or completions) were recorded in Somerset, an increase of 1.5% on the previous year.

Apprenticeship achievements in the Heart of the South West LEP area fell by 2.7% between 2013 and 2014.



Source: [www.thedataservice.org.uk](http://www.thedataservice.org.uk), 2015



Source: [www.thedataservice.org.uk](http://www.thedataservice.org.uk), 2015.