

# Economic Factsheet: Skills September 2017



## Qualifications (December 2016)

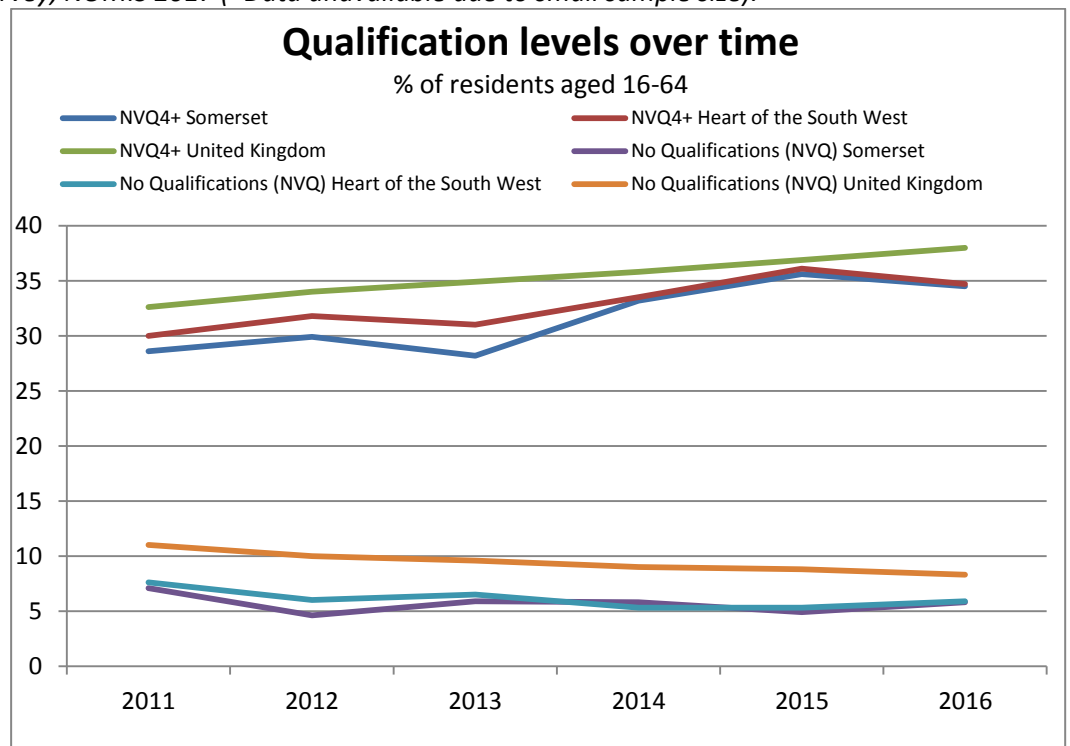
% of residents aged 16-64

Area	% with NVQ 4+		% with no qualifications	
	2016	Change (Dec 2011-2016)	2016	Change (2011-2016)
Somerset	34.5	5.9	5.8	-1.3
Mendip	31.2	1.5	5.6	-0.7
Sedgemoor	27.2	1.1	8.7	1.2
South Somerset	33.9	8.2	5.3	-2.2
Taunton Deane	43.8	9.3	3.9	-4.2
West Somerset	45.2	16.5	N/A	N/A
Heart of the South West LEP	34.7	4.7	5.9	-1.7
UK	38.0	5.4	8.3	-2.7

Somerset has a lower proportion of residents aged 16-64 qualified to NVQ4 or above than nationally (34.5% compared with 38.0%). Within the County, West Somerset has the highest proportion of residents qualified to NVQ4+ (45.2%) and Sedgemoor has the lowest (27.2%).

Source: Annual Population Survey, NOMIS 2017 (\*Data unavailable due to small sample size).

5.8% of Somerset residents aged 16-64 have no qualifications, lower than the Heart of the South West LEP area (5.9%) and lower than national (8.3%). Somerset's proportion of unqualified residents has been steadily decreasing over several years. Within Somerset, Sedgemoor has the highest proportion of residents with no qualifications (8.7%) and Taunton Deane has the lowest (3.9%).



Source: Annual Population Survey, NOMIS 2017

## Job-related training (March 2017)

% in employment who have recently received job-related training

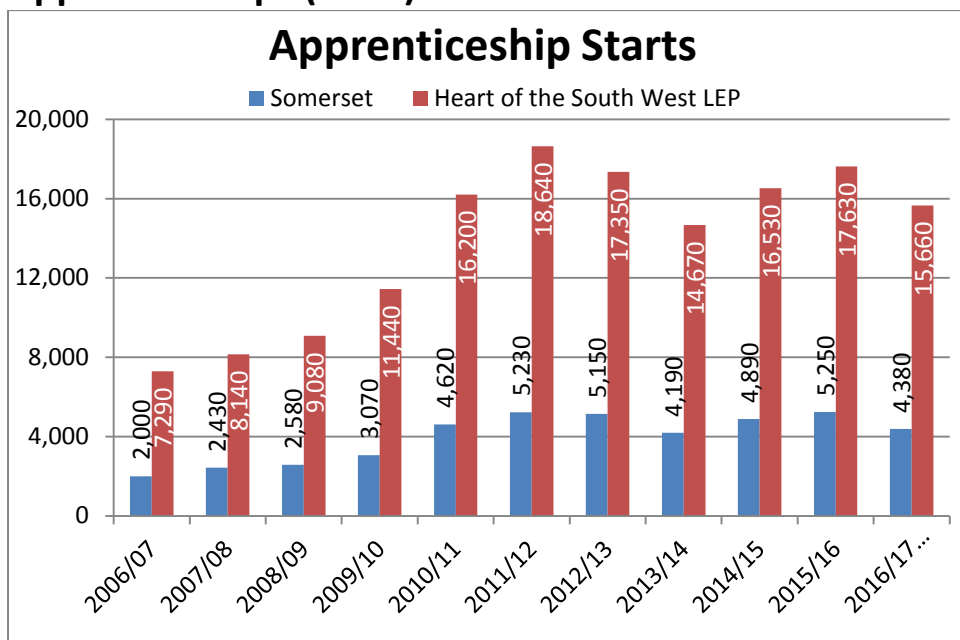
Area	Last 4 weeks		Last 13 weeks	
	2017	Change (2016-2017)	2017	Change (2016-2017)
Somerset	9.3	-2.3	18.4	-4.3
HoSW LEP	12.4	-0.5	19.3	2.6
UK	9.5	0.1	22.7	-0.5

Participation in job related training has fallen slightly in Somerset and across the LEP area between 2016 and 2017.

Source: Annual Population Survey, NOMIS 2017

Report updated annually

# Apprenticeships (2016)



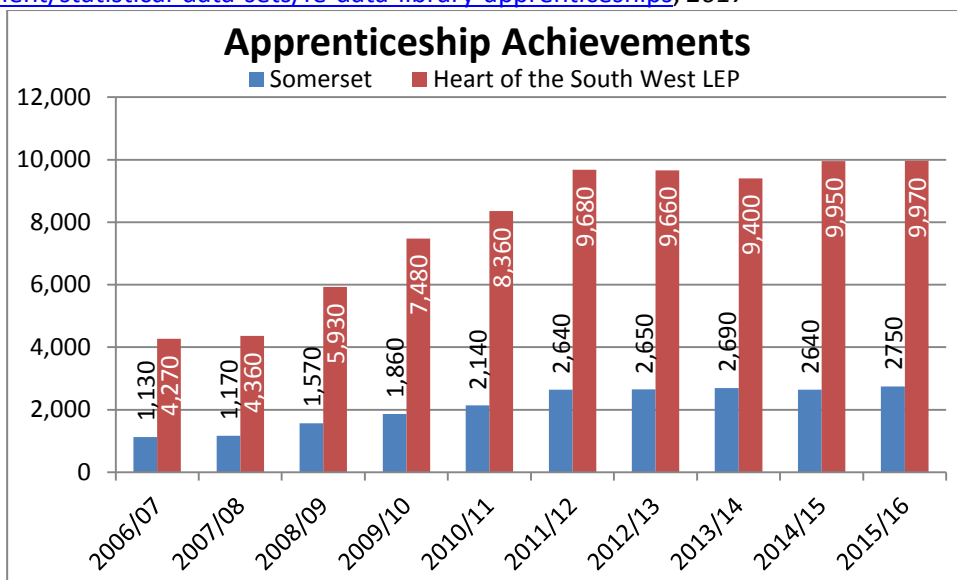
The number of apprenticeships being undertaken across Somerset, England and the Heart of the South West LEP area has increased since 2013/14. In 2015/16, 5250 apprenticeships were started in Somerset, an increase of 7.4% on the previous year. Somerset had the largest rise compared to England and the Heart of South West LEP area which had a rise of 2% and 6.7% respectively.

Note: 2016/17 data August to April (not a full year)

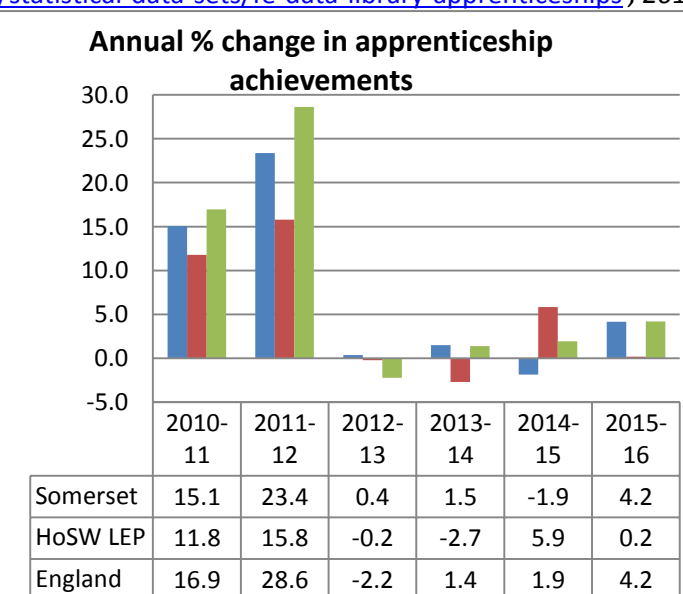
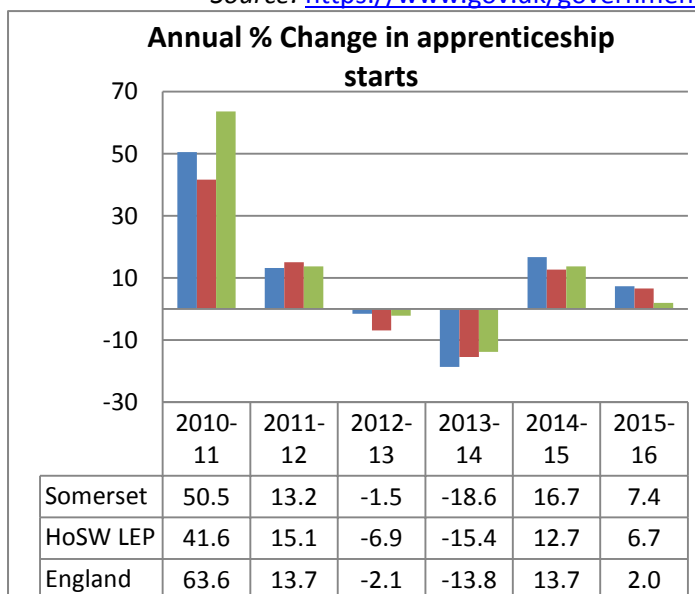
Source: <https://www.gov.uk/government/statistical-data-sets/fe-data-library-apprenticeships>, 2017

The number of apprenticeship achievements has slowed in recent years. In 2015/2016, 2,750 apprenticeship achievements (or completions) were recorded in Somerset, an increase of 4.2% on the previous year.

Apprenticeship achievements in the Heart of the South West LEP area and England, increased by 0.2% and 4.2% in 2015/2016 respectively.



Source: <https://www.gov.uk/government/statistical-data-sets/fe-data-library-apprenticeships>, 2017



Source: <https://www.gov.uk/government/statistical-data-sets/fe-data-library-apprenticeships>, 2017.