

Monthly Business Bulletin – June 2016



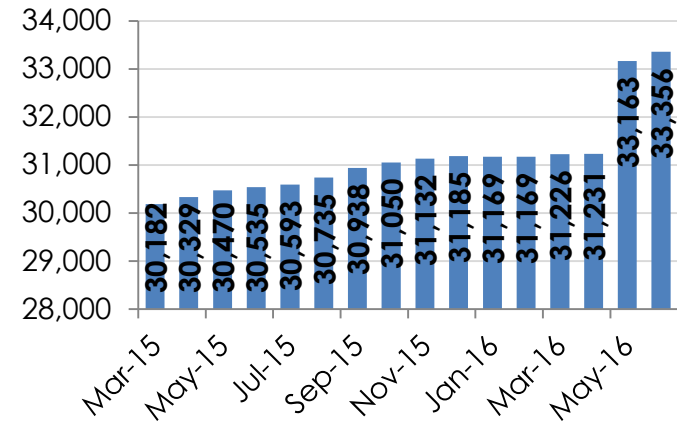
➤ Number of businesses in Somerset (June 2016)

33,356

➤ Monthly change (May 2016 - June 2016)

193
(0.6%)

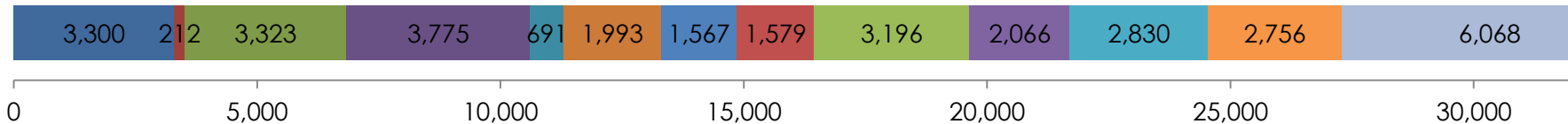
Trend in total businesses



Business profile (June 2016)

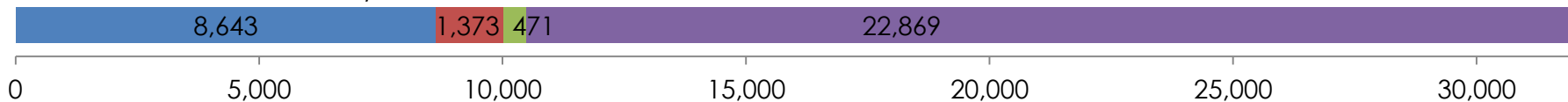
➤ Industry sector

- Production and manufacturing
- Utilities
- Construction
- Wholesale and retail
- Transport and storage
- Accommodation and food
- Information and communication
- Finance and real estate
- Professional and technical
- Admin & business support
- Public admin, education & health
- Other
- N/A



➤ Number of businesses by size (number of employees)

- 0-9
- 10-49
- 50+
- N/A



Source: MINT UK. Report compiled by Somerset County Council.