

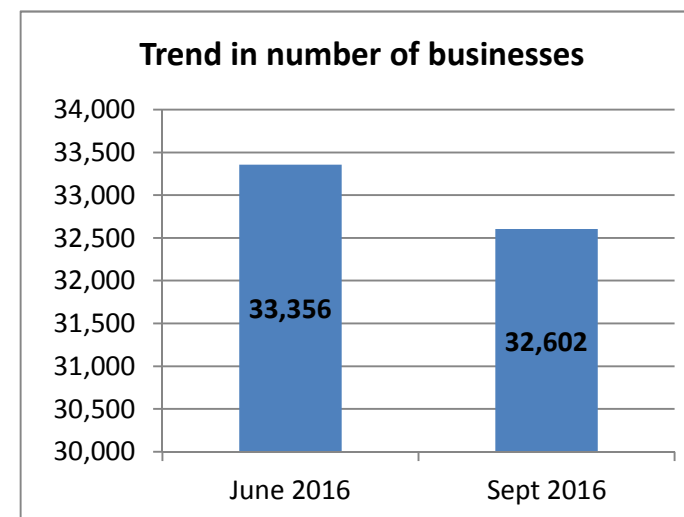
# Quarterly Business Bulletin – September 2016

➤ Number of businesses in Somerset (Sept 2016)

32,602

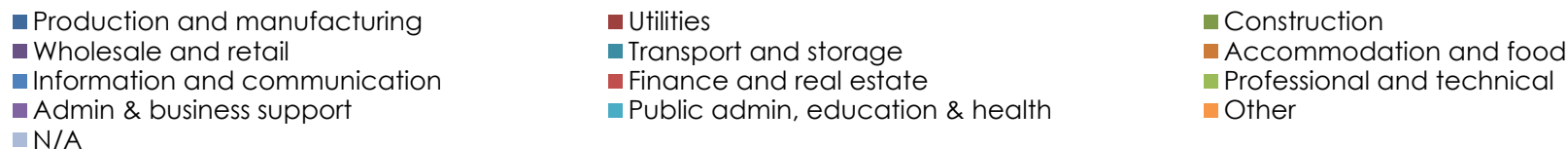
➤ Quarterly change (June-Sept 2016)

-754  
(-2.3%)

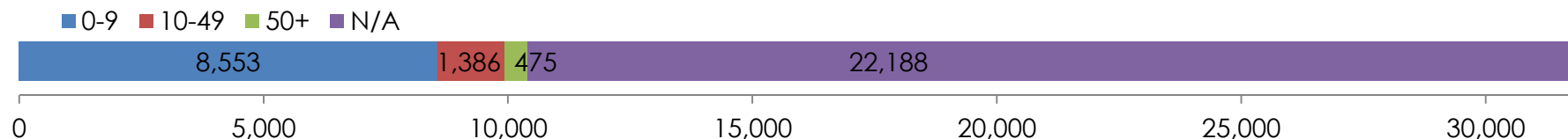


## Business profile (Sept 2016)

➤ Industry sector



➤ Number of businesses by size (number of employees)



Source: MINT UK. Report compiled by the Economic Intelligence Team, Somerset County Council.  
For further information please contact [CAHiscock@somerset.gov.uk](mailto:CAHiscock@somerset.gov.uk) or [RBudd@somerset.gov.uk](mailto:RBudd@somerset.gov.uk)