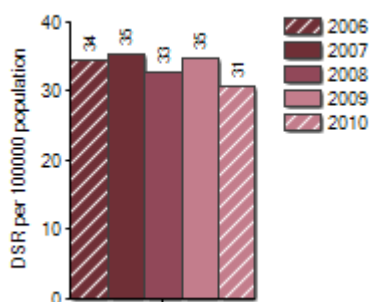


North West Public Health Observatory

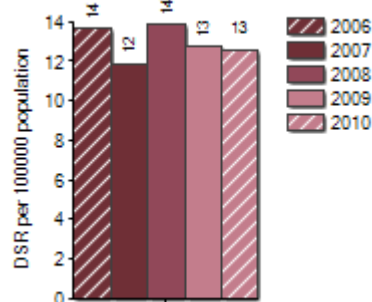
Centre for Public Health
 Liverpool John Moores University
 Henry Cotton Campus
 15-21 Webster St
 Liverpool L3 2ET

Tel: +44(0)151 231 4535
 Fax: +44(0)151 231 4552
 Email: nwpho-contact@ljmu.ac.uk
 Website: <http://www.nwpho.org.uk>
<http://www.cph.org.uk>

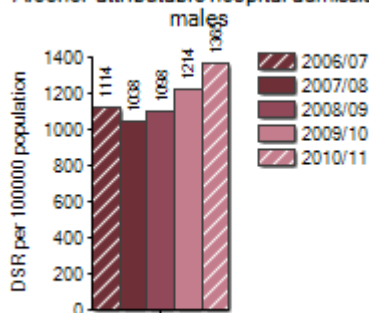
Alcohol-attributable mortality - males



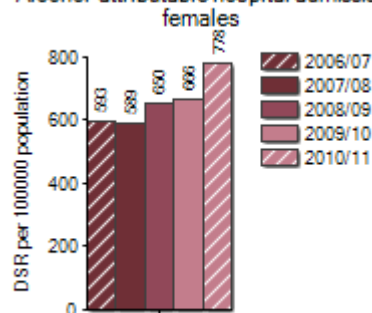
Alcohol-attributable mortality - females



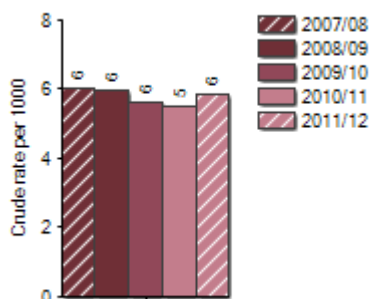
Alcohol-attributable hospital admission males



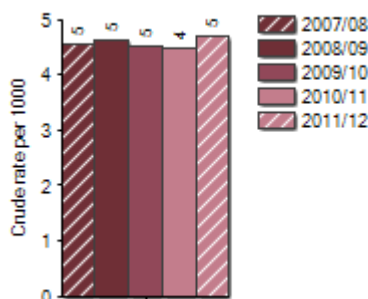
Alcohol-attributable hospital admission females



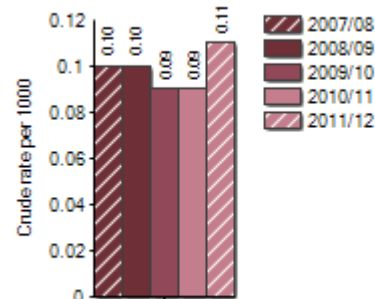
Alcohol-related recorded crimes - all



Alcohol-related violent crimes



Alcohol-related sexual offences



North West Public Health Observatory

Centre for Public Health
Liverpool John Moores University
Henry Cotton Campus
15-21 Webster St
Liverpool L3 2ET

Tel: +44(0)151 231 4535
Fax: +44(0)151 231 4552
Email: nwpho-contact@ljmu.ac.uk
Website: <http://www.nwpho.org.uk>
<http://www.cph.org.uk>

ID	Indicator	Measure (a)	National Rank (b)	Regional Average
1	Months of life lost - males	8.0	39	8.6
2	Months of life lost - females	3.5	40	3.9
3	Alcohol-specific mortality - males	9.1	27	12.0
4	Alcohol-specific mortality - females	4.8	46	5.3
5	Mortality from chronic liver disease - males	10.2	30	11.8
6	Mortality from chronic liver disease - females	6.0	52	5.9
7	Alcohol-attributable mortality - males	30.5	30	33.0
8	Alcohol-attributable mortality - females	12.6	34	13.2
9	Alcohol-specific hospital admission - under 18s	68.1	98	62.0
10	Alcohol-specific hospital admission - males	347.4	42	411.3
11	Alcohol-specific hospital admission - females	185.0	45	216.4
12	Alcohol-attributable hospital admission - males	1,364.9	47	1,361.1
13	Alcohol-attributable hospital admission - females	777.5	44	779.2
14	Admission episodes for alcohol-attributable conditions (previously NI39)	1,666.5	41	1,753.7
15	Alcohol-related recorded crimes	5.8	55	6.2
16	Alcohol-related violent crimes	4.7	69	4.8
17	Alcohol-related sexual offences	0.1	50	0.1
18	Claimants of incapacity benefits - working age	74.1	60	102.0
19	Mortality from land transport accidents	2.2	144	1.6
24	Binge drinking (synthetic estimate)	19.2	65	20.7
25	Employees in bars - % of all employees	2.7	129	2.7
26	Alcohol treatment - prevalence per 1,000 population	0.8	4	2.8

Footnotes

Definition

- Alcohol-specific** Conditions that are wholly related to alcohol (e.g. alcoholic liver disease or alcohol overdose). A list of alcohol-specific conditions with their ICD-10 codes and associated attributable fractions can be found at: <http://www.nwph.net/nwpho/publications/AlcoholAttributableFractions.pdf>
- Alcohol-attributable** Alcohol-specific conditions plus conditions that are caused by alcohol in some, but not all, cases (e.g. stomach cancer and unintentional injury). For these latter conditions, different attributable fractions are used to determine the proportion related to alcohol for males and females. A list of alcohol-attributable conditions with their ICD-10 codes can be found at: <http://www.nwph.net/nwpho/publications/AlcoholAttributableFractions.pdf>
- a) The actual indicator value for the primary care organisation as calculated in the definitions below.
- b) The rank of the local indicator value among all 151 primary care organisations in England. A rank of 1 is the best local authority in England and a rank of 151 is the worst. For indicator 24, a rank of 1 is the highest and a rank of 151 is the lowest value, as the desirability of the value (what is better or worse) has not been determined.



North West Public Health Observatory

Centre for Public Health
Liverpool John Moores University
Henry Cotton Campus
15-21 Webster St
Liverpool L3 2ET

Tel: +44(0)151 231 4535
Fax: +44(0)151 231 4552
Email: nwpho-contact@ljmu.ac.uk
Website: <http://www.nwpho.org.uk>
<http://www.cph.org.uk>

ID	Definition
1,2	Months of life lost - males/females - An estimate of the increase in life expectancy at birth that would be expected if all alcohol-attributable deaths among males/females aged under 75 years were prevented. (NWPHO from 2008-2010 England and Wales life expectancy tables for males and females [Government Actuary Department], alcohol-attributable deaths from Public Health Mortality File 2008-2010 in males/females aged under 75 and Office for National Statistics mid-year population estimates for 2008-2010).
3,4	Alcohol-specific mortality - males/females - Deaths from alcohol-specific conditions (all ages, male/female), directly standardised rate per 100,000 population (standardised to the European Standard Population). (NWPHO from Office for National Statistics Public Health Mortality File for 2008-2010 and mid-year population estimates for 2008-2010).
5,6	Mortality from chronic liver disease - males/females - Deaths from chronic liver disease including cirrhosis (ICD-10: K70, K73-K74) (all ages, male/female), directly standardised rate per 100,000 population (standardised to the European Standard Population). (Compendium of Clinical and Health Indicators, National Centre for Health Outcomes Development 2008-2010 pooled).
7,8	Alcohol-attributable mortality- males/females - Deaths from alcohol-attributable conditions (all ages, male/female), directly standardised rate per 100,000 population (standardised to the European Standard Population). (NWPHO from Office for National Statistics Public Health Mortality File for 2010 and mid-year population estimates for 2010).
9	Alcohol-specific hospital admission - under 18s - Persons admitted to hospital due to alcohol specific conditions (under 18s, persons), crude rate per 100,000 population. (NWPHO from Hospital Episodes Statistics 2008/09 - 2010/11 and Office for National Statistics mid-year population estimates 2008-2010). Numerator counts of less than 6 have been suppressed (indicated as *). Does not include attendance at A&E.
10, 11	Alcohol-specific hospital admission - males/females - Persons admitted to hospital due to alcohol-specific conditions (all ages, male/female), directly standardised rate per 100,000 population. (NWPHO from Hospital Episodes Statistics 2010/11 and Office for National Statistics mid-year population estimates 2010). Numerator counts of less than 6 have been suppressed (indicated as *). Does not include attendance at A&E.
12, 13	Alcohol-attributable hospital admission - males/females - Persons admitted to hospital due to alcohol-attributable conditions (all ages, male/female), directly standardised rate per 100,000 population. (NWPHO from Hospital Episodes Statistics 2010/11 and Office for National Statistics mid-year population estimates 2010). Numerator counts of less than 6 have been suppressed (indicated as *). Does not include attendance at A&E.
14	Admission episodes for alcohol-attributable conditions (previously NI39) - Admission episodes for alcohol-attributable conditions (previously NI39): directly age and sex standardised rate per 100,000 population. (Department of Health using Hospital Episode Statistics 2010/11 and Office for National Statistics 2010 mid-year population estimates).
15, 16, 17	Alcohol-attributable recorded crimes - Alcohol-related recorded crimes, crude rate per 1,000 population. (NWPHO from Home Office recorded crime statistics 2011/12). Office for National Statistics 2010 mid year population were used. Attributable fractions for alcohol for each crime category were applied, based on survey data on arrestees who tested positive for alcohol by the the former UK Prime Minister's Strategy Unit.
18	Claimants of incapacity benefits - working age - Claimants of Incapacity Benefit or Severe Disablement Allowance whose main medical reason is alcoholism, crude rate per 100,000 (working age, persons) population. (NWPHO from Department for Work and Pensions data Aug 2011 and Office for National Statistics 2010 mid-year population estimates). NB Important Note Supplied by DWP - To qualify for Incapacity Benefit, claimants have to undertake a medical assessment of incapacity for work called a Personal Capability Assessment. The medical condition recorded on the claim form does not itself confer entitlement to Incapacity Benefit. So, for example, a decision on entitlement for a customer claiming Incapacity Benefit on the basis of alcoholism would be based on their ability to carry out the range of activities assessed by the Personal Capability Assessment; or on the effects of any associated mental health problems. It is also important to note that where someone has more than one diagnosis or disabling condition, only the predominant one is currently recorded.
19	Mortality from land transport accidents - Estimated number of deaths attributable to alcohol from land transport accidents (ICD-10: V01-V89) (all ages, persons) directly standardised rate per 100,000 population (standardised to the European Standard population). (NWPHO from Compendium of Clinical and Health Indicators, National Centre for Health Outcomes Development 2008-10 pooled and Office for National Statistics mid-year population estimates 2008-2010). The Strategy Unit's alcohol-attributable fraction was applied to obtain the estimates.



North West Public Health Observatory

Centre for Public Health
 Liverpool John Moores University
 Henry Cotton Campus
 15-21 Webster St
 Liverpool L3 2ET

Tel: +44(0)151 231 4535
 Fax: +44(0)151 231 4552
 Email: nwpho-contact@ljmu.ac.uk
 Website: <http://www.nwpho.org.uk>
<http://www.cph.org.uk>

ID	Definition
24	Binge drinking (synthetic estimate) - Synthetic estimate of the proportion (%) of adults who consume at least twice the daily recommended amount of alcohol in a single drinking session (that is, 8 or more units for men and 6 or more units for women) (2007-2008). Estimates developed by APHO on behalf of Department of Health (2010) (Revised dataset published March 2011 and updated to LAPE resources in April 2012). Please see PHOs JSNA Datasets for further information: www.apho.org.uk/resource/view.aspx?RID=91736
25	Employees in bars - % of all employees - The number of employees employed in bars as a percentage of all employees. (Business Register and Employment Survey (BRES) 2010, National Statistics, from Nomis website: www.nomisweb.co.uk). Office for National Statistics single year of age mid 2010 population estimate for males aged between 16-64 years and females aged 16-60 years. A rank of 1 is the lowest primary care organisation value in England and a rank of 151 is the highest. Values that are significantly lower than the England average have been highlighted green and values that are significantly higher have been highlighted red. The desirability of the value (what is better or worse) has not been determined.
26	Alcohol treatment - prevalence per 1,000 population - The number of adults aged 18-75 years receiving structured treatment for alcohol misuse (National Alcohol Treatment Monitoring System 2010/11), as a rate per 1,000 population (Office for National Statistics mid-year population estimates 2010).



North West Public Health Observatory

Centre for Public Health
 Liverpool John Moores University
 Henry Cotton Campus
 15-21 Webster St
 Liverpool L3 2ET

Tel: +44(0)151 231 4535
 Fax: +44(0)151 231 4552
 Email: nwpho-contact@ljmu.ac.uk
 Website: <http://www.nwpho.org.uk>
<http://www.cph.org.uk>