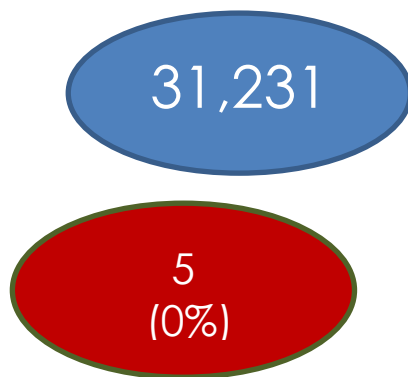


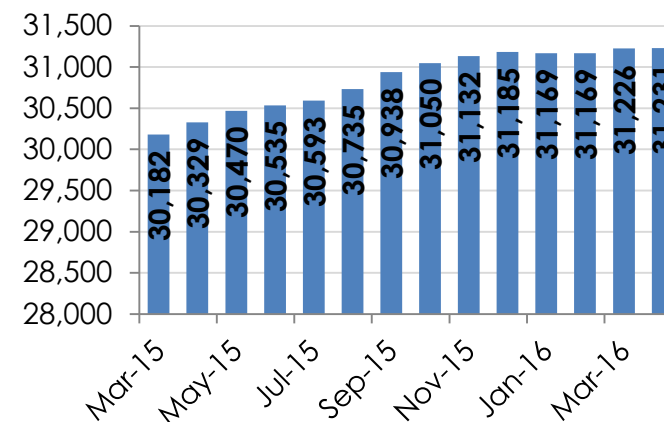
Monthly Business Bulletin – April 2016



- Number of businesses in Somerset (April 2016)
- Monthly change (March 2016 – April 2016)



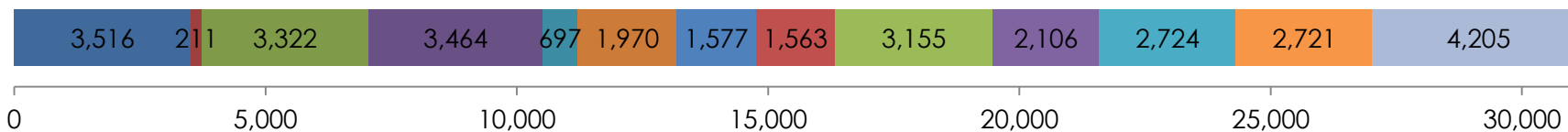
Trend in total businesses



Business profile (April 2016)

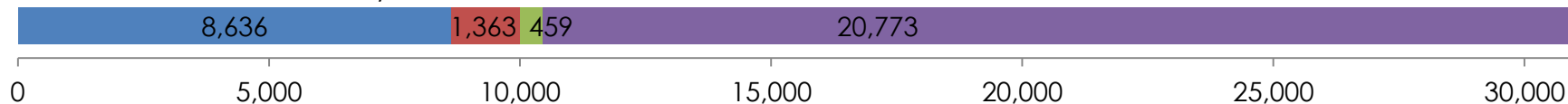
- Industry sector

- Production and manufacturing
- Wholesale and retail
- Information and communication
- Admin & business support
- N/A
- Utilities
- Transport and storage
- Finance and real estate
- Public admin, education & health
- Construction
- Accommodation and food
- Professional and technical
- Other



- Number of businesses by size (number of employees)

- 0-9
- 10-49
- 50+
- N/A



Source: MINT UK. Report compiled by Somerset County Council.